




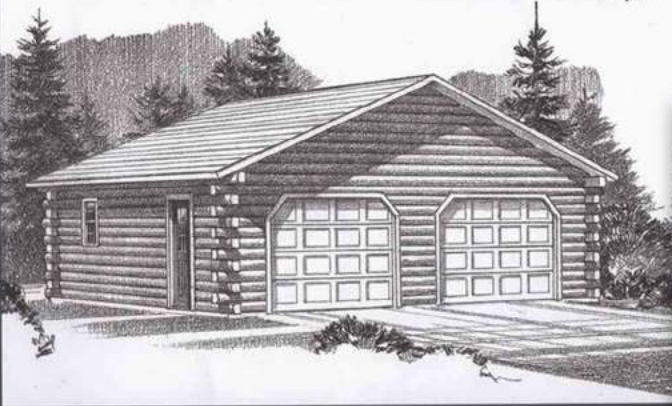
# The Standard Garages

*The Standard Garages*



The Two Car Garage  
24' x 24'

-----  
The Three Car Garage  
34' x 24'



Northeastern Log Homes

[info@northeasternlog.com](mailto:info@northeasternlog.com) 800-624-2797 [www.northeasternlog.com](http://www.northeasternlog.com)

\*Artist's rendering, photography and optional design ideas may vary from the standard model. Please always consult the standard floorplan and refer to the Premier Series material list as to what is included.



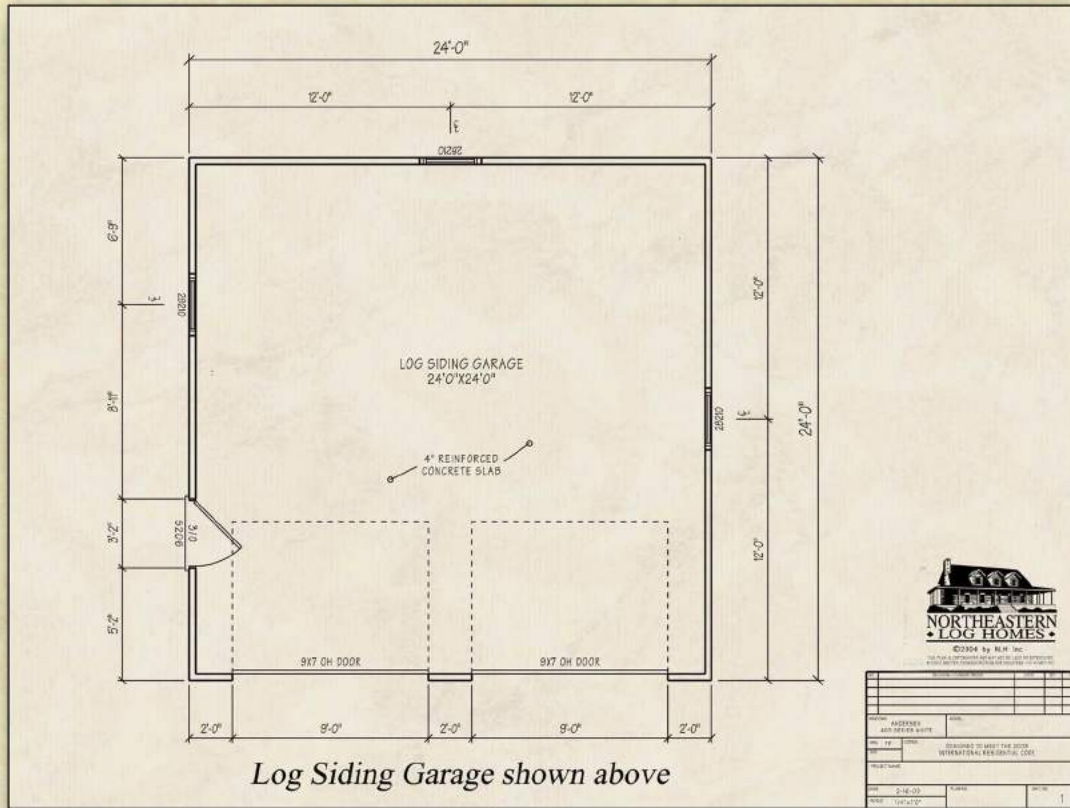
# The Standard Garages

Premier Home Series

-----  
2018 Package Pricing

24' x 24' Two Car Size

-----  
34' x 24' Three Car Size



Log Siding Garage shown above

*Optional Design Ideas:*

Garages can be done in either solid log (with solid log gables) or done in log siding.

-----  
24' x 24' is the standard two car garage size

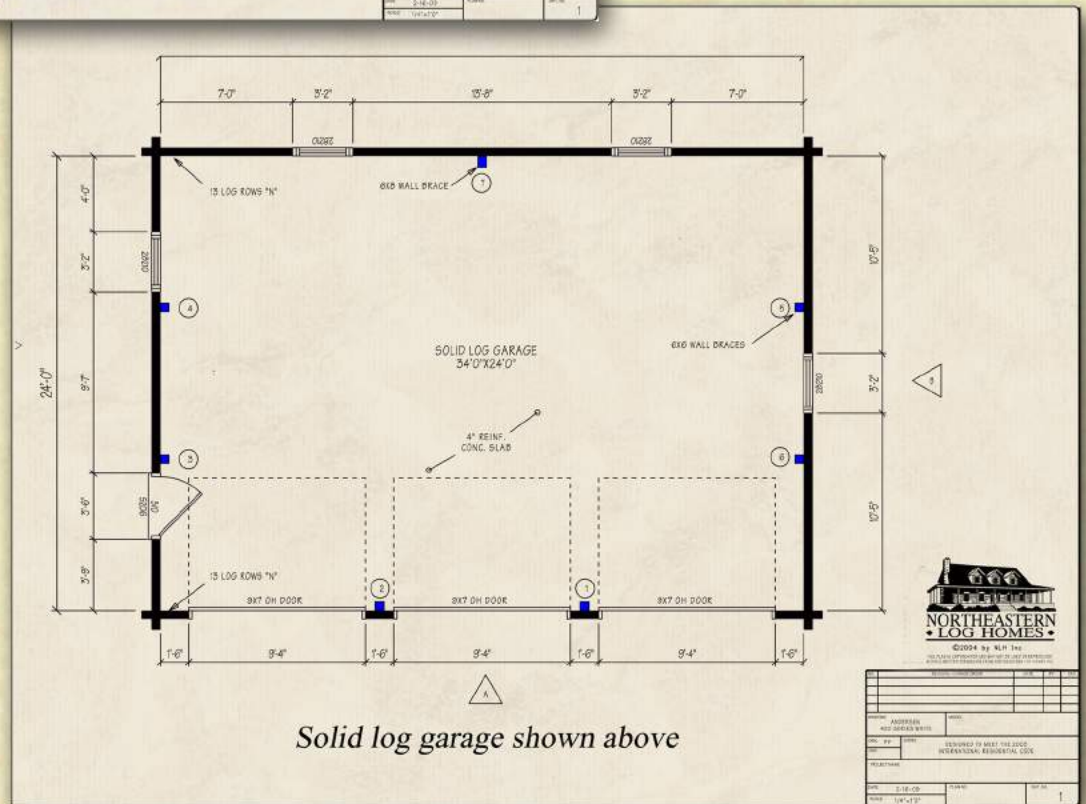
-----  
34' x 24' is the standard three car garage size

Solid log garages will have standard log projections extending at the corners (same as a solid log house--see the 3 car garage example at right). Log siding garages will have finish trim corners (see the 2 car garage above)

-----  
Log siding corner projections can easily be added to a log siding garage to match the classic corner style of a house

-----  
A cupola (by others) can be a wonderful design addition to the roof area

-----  
Consider slightly enlarging the overall size for generating a bit of extra storage area

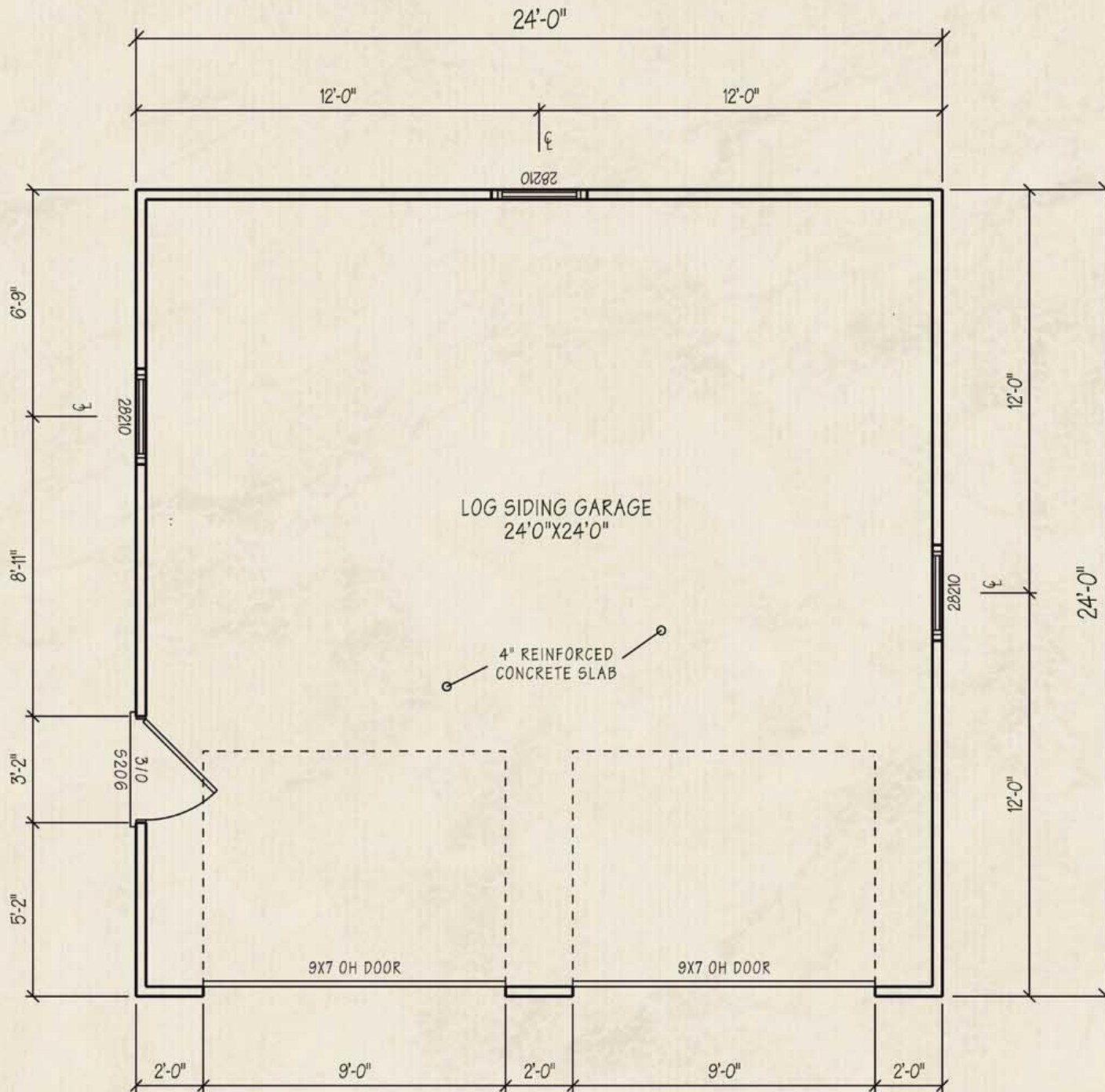


Solid log garage shown above

Northeastern Log Homes

info@northeasternlog.com 800-624-2797 www.northeasternlog.com

\*Artist's rendering, photography & optional design ideas may vary from the standard model. Please always refer to the standard floorplan and consult the Premier Home Series Material List as to what is included. All plans, photography and images copyright NLH 2016



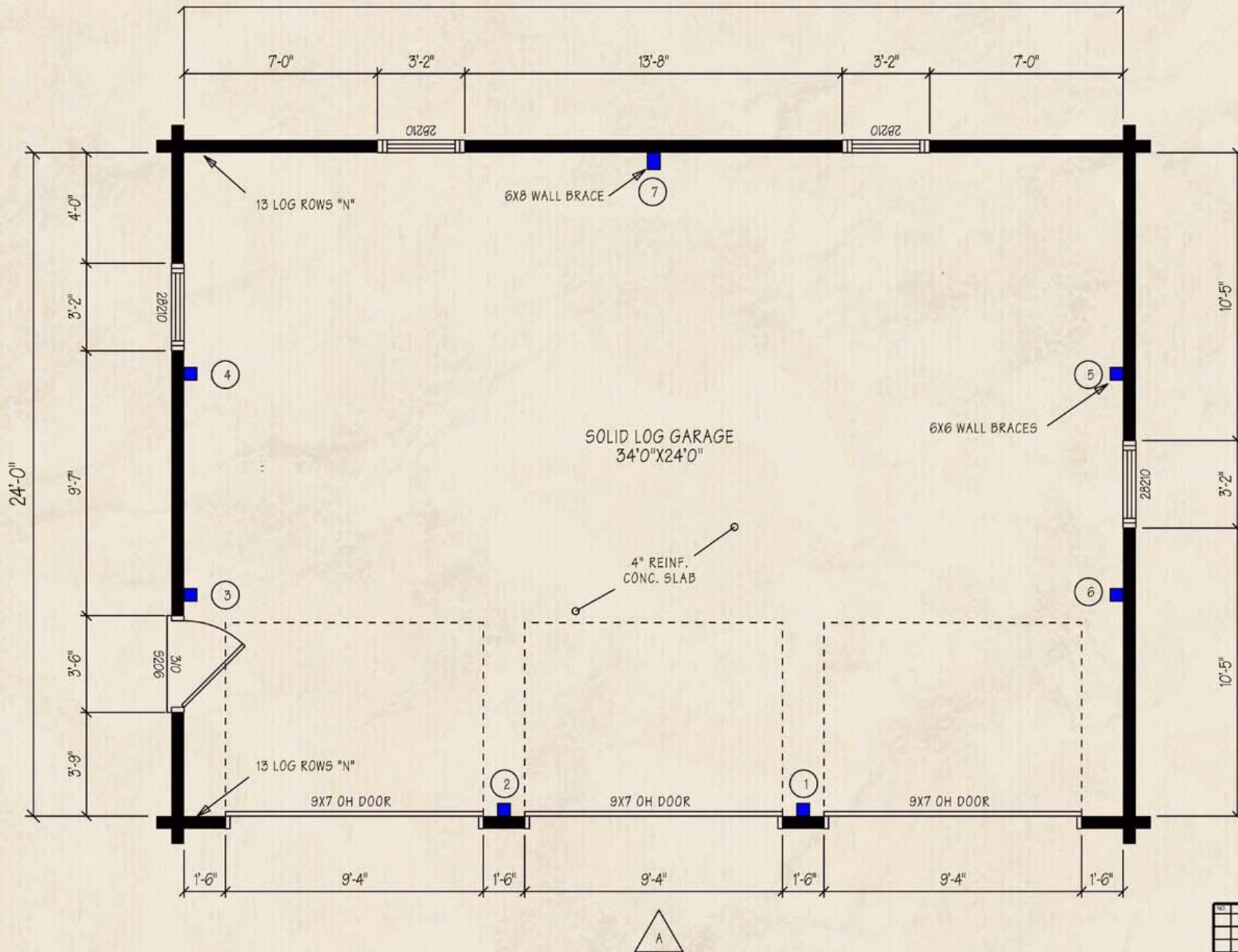
*Log Siding Garage shown above*



©2004 by NLH Inc

THIS PLAN IS COPYRIGHTED AND MAY NOT BE USED OR REPRODUCED WITHOUT WRITTEN PERMISSION FROM NORTHEASTERN LOG HOMES INC.

REV	REVISION / CHANGE ORDER	DATE	BY	CHK
WINDOWS	ANDERSEN 400 SERIES WHITE	MODEL		
ENR	PF	CODES	DESIGNED TO MEET THE 2003 INTERNATIONAL RESIDENTIAL CODE	
PKD				
PROJECT NAME				
DATE	2-16-09	PLAN NO.		
SCALE	1/4"=1'-0"	SHEET NO.	1	



*Solid log garage shown above*

NO.	REVISION / CHANGE ORDER	DATE	BY	CHK
WINDOWS	ANDERSEN 400 SERIES WHITE	MODEL:		
ENR. PF	CODES	DESIGNED TO MEET THE 2003 INTERNATIONAL RESIDENTIAL CODE		
		PROJECT NAME		
DATE	2-16-09	PLAN NO.	SHT. NO.	
SCALE	1/4"=1'-0"		1	